

Munro Concentrated Global Growth Fund & MCGG.ASX

March 2026 Report

MUNRO CONCENTRATED GLOBAL GROWTH FUND (MCGGF) PERFORMANCE

	1 MTH	3 MTHS	6 MTHS	1 YR	3 YRS P.A.	5 YRS P.A.	INCEPT P.A.	INCEPT CUM.
MUNRO CONCENTRATED GLOBAL GROWTH FUND (NET)	-2.7%	-6.0%	-6.4%	17.1%	24.5%	14.9%	17.3%	179.2%
MSCI WORLD (EX-AUS) NR INDEX (AUD)*	-2.5%	-6.2%	-3.8%	8.1%	16.0%	12.7%	12.4%	112.3%
EXCESS RETURN	-0.2%	0.2%	-2.6%	8.9%	8.5%	2.2%	4.9%	66.9%

INCEPTION: 31 OCTOBER 2019

MCGG.ASX (MCGG) PERFORMANCE

	1 MTH	3 MTHS	6 MTHS	1 YR	3 YRS P.A.	5 YRS P.A.	INCEPT P.A.	INCEPT CUM.
MCGG.ASX (NET)	-2.7%	-6.0%	-6.4%	17.2%	24.3%	-	15.5%	81.8%
MSCI WORLD (EX-AUS) NR INDEX (AUD)*	-2.5%	-6.2%	-3.8%	8.1%	16.0%	-	11.2%	55.3%
EXCESS RETURN	-0.2%	0.2%	-2.5%	9.1%	8.3%	-	4.3%	26.6%

INCEPTION: 3 FEBRUARY 2022

Differences in performance between the Munro Concentrated Global Growth Fund and MCGG.ASX (ASX quoted fund) may be due to cashflow movements, the buy/sell spread of the iNAV for MCGG.ASX, the timing difference between the issuing of units during the day on the ASX for MCGG.ASX and the purchase of units in the Munro Concentrated Global Growth Fund at the end of the day. This may result in variances in performance.

FUND FEATURES

- GLOBAL GROWTH EQUITIES
- 20 - 40 POSITIONS
- LONG ONLY, UNHEDGED
- RELATIVE RETURNS
- \$397M MCGGF FUM
- \$7.6B FIRM FUM
- MCGGF APIR GSF9808AU

MONTHLY SUMMARY

- The Munro Concentrated Global Growth Fund returned -2.7% net for March, underperforming the benchmark return of -2.5% by 0.2%.
- Against a backdrop of intensified geopolitical tensions in March, equity markets weakened as escalating conflict in the Middle East drove a sharp rise in oil prices and renewed inflation concerns, contributing to increased volatility and a more cautious investor sentiment.
- Key contributors to performance for the month were CATL (Climate), Galderma Group (Innovative Health) and Ciena Corp (Connectivity).
- Key detractors from performance for the month were TSMC (Connectivity), CRH PLC (Infrastructure) and Wuxi Biologics (Innovative Health).

TOP 5 HOLDINGS**

NVIDIA	US	6.5%
CATL	HK	5.3%
TSMC	TW	5.0%
GE VERNOVA	US	4.4%
AMAZON	US	4.3%

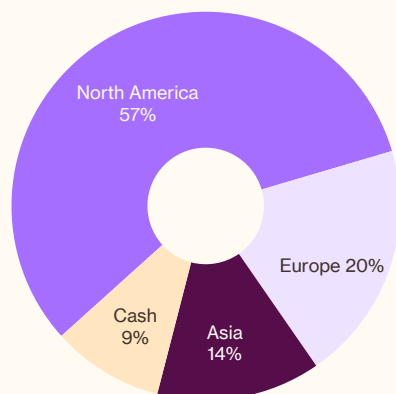
TOP 5 AREAS OF INTEREST**

CLIMATE	23.2%
HIGH PERF. COMPUTING	11.2%
CONNECTIVITY	10.9%
INNOVATIVE HEALTH	8.7%
SECURITY	8.6%

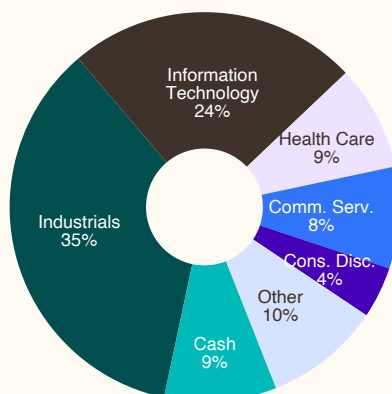
TOP 5 CONTRIBUTORS** (BPS)

CATL	HK	102
GALDERMA	CH	17
CIENA	US	13
TARGA RESOURCES	US	12
BAE SYSTEMS	GB	5

EXPOSURE BY REGION**



EXPOSURE BY SECTOR**



BOTTOM 5 CONTRIBUTORS** (BPS)

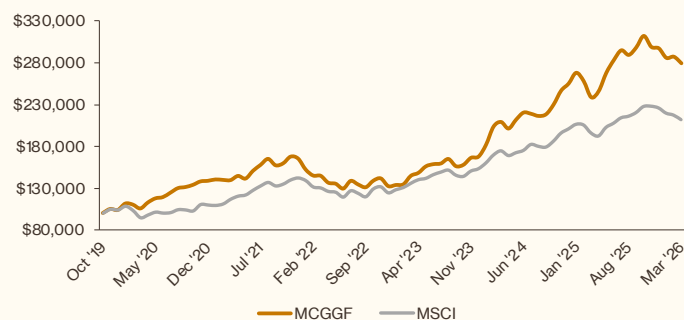
TSMC	TW	-62
CRH	US	-38
WUXI BIOLOGICS	HK	-37
INFINEON	DE	-36
GE AEROSPACE	US	-36

Munro Concentrated Global Growth Fund & MCGG.ASX

March 2026 Report

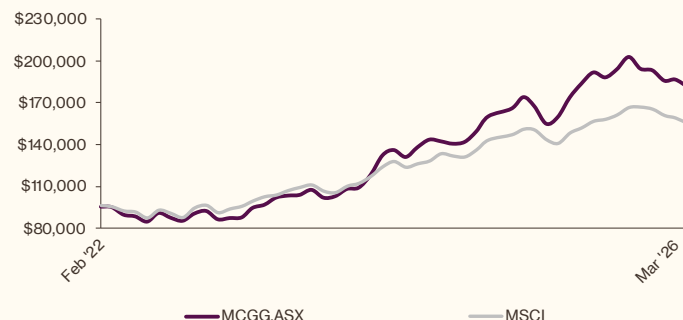
GROWTH OF \$100,000 SINCE INCEPTION*

MCGGF



INCEPTION: 31 OCTOBER 2019

MCGG.ASX



INCEPTION: 3 FEBRUARY 2022

MUNRO CONCENTRATED GLOBAL GROWTH FUND PERFORMANCE (NET)

	JUL	AUG	SEP	OCT	NOV	DEC	JAN	FEB	MAR	APR	MAY	JUN	TOTAL
2020FY				0.0%	4.9%	-1.2%	7.4%	-1.1%	-4.2%	6.7%	4.4%	1.3%	19.0%
2021FY	4.4%	4.4%	1.0%	2.0%	3.1%	0.5%	1.2%	-0.4%	-0.2%	3.6%	-2.2%	6.6%	26.5%
2022FY	4.7%	4.6%	-4.7%	1.5%	5.1%	-1.4%	-7.9%	-4.7%	-0.2%	-5.7%	-0.9%	-4.3%	-14.2%
2023FY	7.2%	-3.2%	-2.4%	5.9%	2.0%	-6.6%	1.1%	0.6%	7.6%	2.4%	5.3%	1.7%	22.7%
2024FY	0.5%	3.4%	-5.2%	1.1%	5.3%	0.8%	8.5%	12.0%	2.8%	-3.8%	5.3%	4.0%	39.0%
2025FY	-0.7%	-1.2%	1.0%	5.4%	7.2%	3.4%	5.0%	-3.7%	-7.5%	3.1%	8.8%	5.7%	28.5%
2026FY	4.2%	-1.9%	3.1%	4.6%	-4.2%	-0.6%	-3.8%	0.5%	-2.7%				-1.3%

MCGG.ASX PERFORMANCE (NET)

	JUL	AUG	SEP	OCT	NOV	DEC	JAN	FEB	MAR	APR	MAY	JUN	TOTAL
2022FY								-4.4%	-0.3%	-5.7%	-1.3%	-4.3%	-15.2%
2023FY	7.3%	-3.8%	-2.5%	6.0%	2.1%	-6.5%	1.1%	0.5%	7.7%	2.5%	5.2%	1.4%	22.0%
2024FY	0.5%	3.5%	-5.2%	1.0%	5.1%	0.8%	8.4%	11.9%	2.8%	-3.7%	5.3%	4.0%	38.8%
2025FY	-0.8%	-1.2%	1.0%	5.3%	7.2%	3.5%	5.0%	-3.7%	-7.5%	3.1%	8.8%	5.7%	27.9%
2026FY	4.4%	-1.8%	3.1%	4.6%	-4.2%	-0.6%	-3.8%	0.5%	-2.7%				-1.1%

IMPORTANT INFORMATION: Data as at 31 March 2026. Past performance is provided for illustrative purposes only and is not a guide to future performance. The inception date of MCGGF is 31 October 2019. MCGG.ASX invests in MCGGF and cash, the inception date of MCGG.ASX is 3 February 2022. Returns of the Funds are net of management costs and assumes distributions have been reinvested. Numbers may not sum due to rounding or compounding returns. The MSCI World (Ex-Aus) NR Index AUD refers to the MSCI World (Ex-Australia) Net Return Index in Australian Dollars. BPS refers to Basis Points. Aol refers to Area of Interest. EM refers to Emerging Markets (including China). GSFM Responsible Entity Services Limited ABN 48 129 256 104 AFSL 321517 (GRES) is the responsible entity of the Munro Concentrated Global Growth Fund ARSN 630 173 189 (Fund) APIR GSF9808AU and the Munro Concentrated Global Growth Fund Active ETF (MCGG.ASX), collectively the Funds. GRES is the issuer of this information. This information has been prepared without taking account of the objectives, financial situation or needs of individuals. Before making an investment decision in relation to the Funds, investors should consider the appropriateness of this information, having regard to their own objectives, financial situation and needs and read and consider the Product Disclosure Statement (PDS) for the Funds and the Additional Information to the PDS (AIB) which may be obtained from www.gsfc.com.au, www.munropartners.com or by calling 1300 133 451. GSFM Responsible Entity Services has produced a Target Market Determination (TMD) in relation to the Munro Concentrated Global Growth Fund and MCGG.ASX Fund. The TMD sets out the class of persons who comprise the target market for the Funds and is available at www.gsfc.com.au. None of GRES, Munro Partners, their related bodies or associates nor any other person guarantees the repayment of capital or the performance of the Funds or any particular returns from the Funds. No representation or warranty is made concerning the accuracy of any data contained in this document.

*All MSCI data is the property of MSCI. No use or distribution without written consent. Data provided "as is" without any warranties. MSCI assumes no liability for or in connection with the data.

**Relates to the MCGGF.